



**CRYSTAL  
PALACE  
PARK  
TRUST**



**FILMFXR**





## Introduction

Crystal Palace Park is an iconic, unique park in South London. From the historical terraces and subway, to dinosaurs and the modernist concert platform, alongside tree-lined avenues, boating lakes and a maze, this location has it all. Over the years Crystal Palace Park has been the backdrop to some iconic scenes, including the infamous 'doors' scene in the Italian Job, acting as Central Park in Morbius, and bringing the dinosaurs to life in Good Omens.

There is ample parking with a unit base area in the **Coach Car Park** to accommodate the largest of productions.


To apply, please submit via **FilmApp** [here](#).



# Technical Specifications

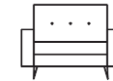
## Postcode / what3words:

- Coach Car Park Entry – **SE19 2GA** / [w3w.co/head.sport.cloak](https://w3w.co/head.sport.cloak)



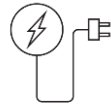
Toilets

Toilets available in two areas of the Park.




Green Room

Available for hire in the Concert Bowl & Information Centre.



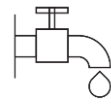
Electricity

Supply in some areas of the Park – please speak to us about your location.



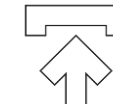
Generators

Petrol generators are not permitted in the park. Where practicable, organisers are asked to use non-fossil fuel power.



Water

Available near Information Centre & Concert Bowl.



Access

24/7 access to the Park. All shoots must have security if they are Unit Basing.



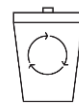
Vehicle Movement

5mph limit. Hardstanding areas only. Some areas not suitable for heavy/large vehicles.



Parking

Large unit base available in the Coach Car Park.



Waste Disposal

Crews must arrange waste disposal. Any waste must be removed from site by the end of booking.



Catering

Food can be consumed throughout the park. There are local vendors operating daily in two locations.





# Location Conditions

- **No access onto Dinosaur Island – these structures are Grade I listed. There are fantastic vantage points from the paths around the lake.**
- **The Victorian Subway is available for filming from early 2024.**
- Lower Lake pedalo hire is possible during their working hours (different during summer and winter). Additional cost for out of business hours.
- Crew, vehicles, ez-up tents or other equipment must not block fire exits or access routes.
- Hot food and drink may be consumed. We highly recommend using the suppliers on site including the café and kiosks if you are a small production.
- All cables must be covered.
- All filming on the terraces must provide a full risk assessment, and PL insurance.
- Drone filming is welcome (with the relevant documentation and licenses)
- Open entrances must be staffed at all times.
- Climbing onto the sphinx is not permitted.
- Equipment must not be placed in flower beds or within 5m of tree roots.
- Generator positions must be agreed in advance.
- Staking, pegging and drilling in the ground is not permitted without prior approval.
- 5mph speed limit throughout the site.



# Points of interest

This map is an illustrated guide ONLY  
 © Crown copyright and database rights 2012.  
 Ordnance Survey 100017861.



- 1 Prehistoric monsters (Dinosaurs)**  
31, Grade 1 listed prehistoric creatures roaming among the trees and lake. For audio trail visit [www.audiotrails.co.uk/dinosaurs](http://www.audiotrails.co.uk/dinosaurs)
- 2 Royal Naval Volunteer Reserve Trophy**  
Commemorating the officers and men in the Great War.
- 3 The Athletic Stadium**  
Host to international athletics meets, and football and rugby matches.
- 4 National Sports Centre**  
A unique London venue, and Grade II\* listed building with Olympic Pool, steeped in sporting tradition.
- 5 Concert Bowl**  
Stage design by Ian Ritchie Architects.
- 6 Capel Manor College and Children's Farm**  
Opening times 12noon - 4pm. Closed on Wednesdays
- 7 Joseph Paxton's Bust**  
(Grade II listed)
- 8 The Terraces**  
Grade II listed. Originally an impressive setting for the Palace.
- 9 The Grand Central Walk**  
Originally linked to the Palace building.
- 10 The Maze**  
Replanted in 1987 to the original layout and upgraded in 2009 to mark the Girl Guiding UK's centenary.
- 11 Subway** (Organised visits only)  
Grade II remains of original first class High Level Station Entrance.
- 12 Children's play area**  
A safe enclosure for children to play.
- 13 The Vale** (The site of previous house and garden)  
An area of woodland with some of the oldest trees in the park.
- 14 Fishing lake** (Private)  
Originally the intermediate reservoir for Paxton's grand system of waterworks and now a private fishing lake
- 15 Crystal Palace Museum**  
Open at weekends. Winter opening 11.00am - 3.00 pm, summer opening 11.00am - 4.00pm
- 16 Crystal Palace Railway Station**  
Original station for accessing the park.
- 17 Central Steps**  
Impressive steps originally leading to the Palace.
- 18 Geological Strata**  
Display of rock strata, formations and waterfalls.
- 19 Lower Lake**  
Originally the lower reservoir for Paxton's grand system of waterworks.



# Rates

Crystal Palace Park Trust is a charity committed to the care of the Park. **We welcome student projects with a budget for location filming and offer supportive rates for students.**

**Rates are calculated based on the type of and needs of the production.** We take into consideration the following factors:

- Total amount of people on site (including artists, entourage etc)
- Amount of time on site (including estimated prep. / strike time and hold days)
- Location(s) required
- Scale of equipment (ie. drones, cranes, generators)
- Level of exclusivity or closure required
- Parking requirements (ie. unit base, tech vehicles, caterers, crew cars)
- Additional spaces required (ie. green rooms, catering, crew/crowd holding, video village)
- Budget (your maximum budget for this location)
- Type of production (ie. studio vs independent feature, luxury brand vs independent shop)

To receive a quote, **please email your requirements to [cpp@filmfixer.co.uk](mailto:cpp@filmfixer.co.uk)**. We will provide you with an initial, estimated quote to be used as a guideline. Once we receive your application and final proposal, we will supply a final quote along with the **costs of any staffing required to supervise your hire**. For site activity before 9am and after 5pm, double time is charged for staffing costs.

Our dedicated **unit base areas is available from £1,500 per 24 hours** (charged pro rata).

We also **charge an administration fee of £75 + VAT per hour of processing time**. Each booking will require a different amount of processing depending on requirements and changes. An estimated guide is as follows:

- Studio feature / HETV in the Museum: 6-10 hours
- Photo shoot in the Museum: 4-6 hours
- Studio feature / HETV in the Park: 4-6 hours
- Photo shoot in the Park: 2-4 hours
- Unit base only: 1 hour

**All rates quoted are subject to VAT. Refundable damage deposits** are taken for all bookings.

Non-refundable holding deposits are taken for larger scale or longer length bookings. Cleared payment is required before the start of all bookings. **Public liability insurance of a minimum of £5 million** is required for all bookings (drones, significant set dressing, special effects etc may require £10 million +).





Cast & crew size	Admin fee	Location fee	Returnable damage deposit
Low budget independent productions	£35	On request	<p>Returnable deposits may be required for large-scale shoots including those with drones, large props, stunts, vehicle access etc.</p> <p>Return of the damage deposit is dependent on adherence to the terms and conditions as well as any damage caused.</p> <p>Calculated on a case-by-case basis</p>
Small 1 - 5	£160	<p><b>HALF DAY (up to 6 hours):</b> from £412.50</p> <p><b>FULL DAY (up to 12 hours):</b> from £750</p>	
Medium 6 - 15	£160	<p><b>HALF DAY (up to 6 hours):</b> from £467.50</p> <p><b>FULL DAY (up to 12 hours):</b> from £935</p>	
Large 16 - 50	£256	<p><b>HALF DAY (up to 6 hours):</b> from £1100</p> <p><b>FULL DAY (up to 12 hours):</b> from £1650</p>	
Very large 51 +	£384	<p><b>HALF DAY (up to 6 hours):</b> from £1650</p> <p><b>FULL DAY (up to 12 hours):</b> from £2200</p>	

Exact pricing will depend on the amount of infrastructure and complexity of the film shoot. Anything over 12 hours is POA.

Click [here](#) to view our locations database





# Crystal Palace Park Coach Car Park

Fees – from £1,500+VAT per day

Lead In Time – 3 working days  
Additional space can be provided if  
required at an additional cost

We advise having a recce of the  
space prior to your booking

Access – key required for the gate via  
FilmFixer or Trust team




**Flats** - please ensure that  
you letter drop this block of  
flats and enquire that you  
do not direct lights into the  
windows

Access Route

**Entrance** -  
this gate must  
remain closed  
and locked  
when  
unattended

Unit Base





Sphinxes





Terraces







The Avenue








Information Centre






The Secret Garden







Lower Lake





Pedalo Boat area







Dinosaur Island







Skate Park




Disused area



FILM FIXER






The Glades Woodland







Internal Roads







Concert Bowl Exterior








Bowl Interior







The Maze  
Top right photo: © Brook & Black







Victorian Subway (opening early 2024)

Photo: © James Balston







[www.filmfixer.co.uk](http://www.filmfixer.co.uk)

T: 020 3904 4545

E: [cpp@filmfixer.co.uk](mailto:cpp@filmfixer.co.uk)

**CRYSTAL  
PALACE  
PARK  
TRUST**

